



T2i Terminal Tractor

A smart choice



Introducing the T2i

The new Kalmar T2i is our smartest Terminal Tractor yet.




We have found many clever ways to improve your drivers' operating experience and the T2i's operational productivity. You can expect reduced cabin noise, smoother gear changing and more responsive steering and braking, enabling your drivers to operate their terminal tractor more efficiently in any type of conditions. Plus, with improved hydraulics your drivers will be able to move loads quicker, with faster lifting and lowering speeds of the 5th wheel.

Added peace of mind.

For added peace of mind we have extended our warranties on both the machine and its chassis and you get free access to Kalmar Insight for two years. This gives you full visibility on your fleet's performance so that you can continually optimise your operations and plan your maintenance activities effectively. Reducing downtime and improving availability.

Delivering a complete package


Our new Kalmar T2i comes as a complete package so you don't need to worry about a thing:

-  Two years free access to Kalmar Insight to monitor your entire fleet
-  Two years / 6,000 hours standard warranty on your T2i terminal tractor
-  Seven years or 10,000 hours extended warranty on your T2i's chassis.



Move loads quicker, with faster lifting and lowering speeds.

Better for your drivers



A cabin designed for your drivers

We have made sure that everything in our cabin has been ergonomically designed, down to the smallest detail. Your drivers will benefit from a comfortable driver's seat, a control panel that's always visible and within easy reach and even a brake pedal that has been redesigned to improve braking.

Excellent visibility

Our T2i has no A-Pillar and one of the widest front view windscreens you will experience. Side mirrors are fitted as standard to make sure your drivers can always see behind them. Plus, there's added visibility onto the rear platform and trailer through a cleverly designed rear window.

Easy and safe access

Every Kalmar T2i Terminal Tractor has not only the driver side door, but also an additional level entry door off the rear platform.

More comfortable

We've made sure your driver will always be comfortable no matter what the conditions are like outside the cabin. With effective heating and ventilation, an adjustable seat that can be mounted in three different positions and a handy cup holder - your driver will be more comfortable and productive.

Clever changes

Clever changes that make a real difference.

Smoother gear changing

With updated transmission software your drivers will experience exceptionally smooth transitions between gears, improving their overall driving experience and reducing wear and tear on your terminal tractor. This new software can also be retrofitted to older Kalmar Terminal Tractors.

Improved braking

We have changed the angle of the braking pedal to make sure your drivers are able to stop without coming to an abrupt halt. The change in angle of the brake pedal will also reduce the effort your drivers have to make when applying the brake, minimising stress and strain on their legs.

Ready to handle the tough jobs

We only use the most durable materials, so your Kalmar T2i stays operating optimally and looking good for longer.

Better steering

We have adjusted the Kalmar T2i's hydraulic system, reducing torque and steering resistance by 45% to provide a smoother driving experience.

Faster lifting and lowering speeds

We have dramatically improved the T2i's lifting and lowering speeds by improving the hydraulics system, by changing valves and improving the oil flow to the lifting cylinders. These changes not only improve lifting and lowering speeds, they reduce waiting time, which in turn reduces fuel usage and costs.



Get connected

With every Kalmar T2i Terminal Tractor you get two years free access to Kalmar Insight which will allow you to continuously optimise your fleet, improving productivity and fleet availability.

Optimise your operations with Kalmar Insight

Kalmar Insight is a performance management tool for cargo handling, which gives you an easy to use overview of your fleet operations, by aggregating data from multiple sources, including your Kalmar equipment and equipment built by other manufacturers. This information can then be accessed through a user-friendly interface that is available on mobile, tablet or more traditional screens.

Schedule your maintenance

You can review your entire fleet activities and schedule your maintenance activities based on your equipment's operating hours. An additional upgrade option is available where the required service packs can be pre-ordered and will be automatically delivered to your business.

Connect your entire fleet

Kalmar Insight enables you to take action on real-time information that will help improve your overall operations immediately. It comes ready to be activated in all new Kalmar T2i Terminal Tractors, it can also be retro fitted into existing Kalmar equipment or those built by other manufacturers.



Continuously optimise your fleet, improving productivity and fleet availability.

Easier is smart

The Kalmar T2i Terminal Tractor is not only smart, it has been packaged together to make your life easier and provide the peace of mind you need.

Easier servicing and maintenance

Servicing and maintaining your terminal tractor is quicker with safe and easy access to the driveline and electrical systems with a full tilt cabin and front access panel. Changes and replacements to the frame are easier, as we use a rigid bolted system and not a welded frame which can be costly and difficult to upgrade or change.

Longer warranty period

We have extended our warranty period from 4,000 hours to 6,000; knowing our T2i terminal tractor has been built to last. Should you need local service and support, you may want to consider one of our Kalmar Care service and maintenance contracts, that can make sure you are getting the most out of your terminal tractor every day.

Real value

When you bring together a great operating environment for your driver, the most efficient power train combinations, superior safety and an exceptionally robust build, you know you are getting more for your money in the long run.



Financing options

You may choose to buy your new terminal tractor outright or consider leasing or renting your equipment. Kalmar offers a range of leasing and renting options that can give you the financial predictability you need and the option to upgrade your equipment after a fixed period. With our leasing packages you can focus on your core operations, while we perform all your service and maintenance needs required by your fleet.

You just need to choose which leasing package and level of service and maintenance support is right for your business. Kalmar can also look at you trading-in your old equipment. No matter what your service and support needs are, make sure that you speak to your local Kalmar team first.



Safe and easy access to the driveline and electrical systems with a full tilt cabin and front access panel.

Safety fitted as standard

All Kalmar equipment is compliant with EN 1175:2020.

At Kalmar, the safety of people working with our machines is always at the top of our minds, which is why meeting global safety standards is important to us. The safety standard EN 1175:2020, which sets the electrical and electronic component standards for industrial trucks, has been updated to improve the safety of these machines while in operation. This update is valid from April 2023. All Kalmar counter balanced machines, including reachstackers, empty container handlers and forklifts have been updated to meet this new standard to ensure that working with a Kalmar machine is as safe as it can be.

For Kalmar, the safety of your drivers and maintenance staff is of critical importance, which is why our machines come with many more safety features fitted as standard than other machines available in the market.

The features listed here come fitted as standard on all Kalmar machines. You can enhance your employees' safety further by fitting your machine with our additional safety options listed on the following pages.



2-point seat belt. Ensures that your driver is safe and secure while operating our equipment, all Kalmar machines are equipped with an adjustable 2-point seat belt system.



3-point Contact System. Makes sure your drivers are safe when entering or exiting our equipment. All machines are fitted with steps and handles to ensure they can always maintain three points of contact with the vehicle, helping to keep them safe and preventing incidental injuries.



Double brake pedals/ Dual brake pedals. To avoid driver leg fatigue, every machine is equipped with dual brake pedals which require only heel to toe movements, allowing the driver to move his foot between the accelerator and brake pedals without having to move their leg.



Steps with anti-slip protection. To reduce the risk of your driver slipping or falling on our equipment, all entering and exiting points are fitted with non-slip surfaces giving them extra grip, so your drivers stay safe.



Control System. All our equipment is fitted with an electronic Control System for monitoring the machine's different functions while in operation, helping to keep your driver fully informed at all times with up-to-date Operating, Event Controlled and Error Code information.



Operating information. Our equipment's Control System provides several operating information menus, which give your operator and maintenance personnel a great insight into the on-going performance of the machine, allowing them to keep it running optimally.



Event controlled information. Provided through the Overload Protection System to warn the driver through the equipment's Control System if their load exceeds the specified safety limits.



Error code information. Should there be any issue with your equipment while in operation, the electronic control system will immediately alert your driver with the appropriate error code, so they know exactly what is going on and can take appropriate action.



Display. Cabins are fitted with a large easy to read display which keeps your drivers fully aware of the machine's on-going performance and any maintenance actions that need to be taken.



Control Breaker System for load handling. All of our equipment is fitted with a Control Breaker System, which automatically shuts down the load handling system should a fault occur, until the fault has been corrected. Keeping your driver, equipment and load safe.



Operator Presence Detection System. Maintains the highest levels of safety for both the driver and pedestrians, as all our equipment is fitted with an alarm or visual indicator that comes on automatically if:

- The driver does not fasten their seat belt while in operation.
- The driver leaves their seat without engaging the parking brake.

In addition, if the driver leaves their seat while the machine is operational, the transmission is automatically shifted to neutral and load-handling functions are disabled.



Engine/transmission Protection and Warning Systems. Warning systems, designed to protect your machine's driveline in case of higher than expected temperatures or a pressure build up, are standard on all equipment, avoiding unnecessary mechanical failures.



External reverse light. For the safety of others, all our equipment is equipped with external reversing lights that help the driver keep everyone informed that they are moving backwards.



LED lights. These come fitted as standard on all our equipment, providing better visibility when working in reduced light than halogen lights.



Neutral start switch. A neutral start switch means your driver can't start his machine while it is in gear, preventing any damage to the driveline and any uncontrolled equipment movements.



Protection against falling objects. Cabin roof windows on all our equipment are fitted with high strength materials which can withstand heavy blows, helping to protect your drivers from falling objects.



Good visibility. Kalmar cabins provide your drivers with excellent visibility, forwards, upwards, sideways and behind them to help them stay safe while in operation.




Keep moving with Kalmar Services

To keep your business moving Kalmar Services offers a range of services that can help you keep your equipment moving optimally.

Kalmar Care

Care that keeps your business moving.
With Kalmar Care you get a flexible service that's built around your business. Including, the experience and knowledge of Kalmar's dedicated staff, coupled with transparency and increased predictability of costs.

Kalmar Care is available in three different service models: our two customisable contracts – Essential Care and Complete Care – and our flexible solution On Demand Care.



Service models:



Essential Care

A maintenance solution to keep your equipment in an optimal condition.



Complete Care

A complete service solution providing piece of mind and maximum equipment uptime.




On Demand Care

Top-of-the-line service whenever you need it.

Maintenance Planning	●	●
Preventive Maintenance	●	●
Predictive Maintenance		●
Corrective Maintenance		●
Preventive Spare Parts	●	●
Corrective Spare Parts		●
Lubricants	●	●
MyKalmar	●	●
Kalmar Insight	●	●
Tyre Maintenance		●
Battery Maintenance		●

● Included ● Optional

Top-of-the-line service
whenever you need it



MyKalmar

Keeping your cargo moving.
The MyKalmar portal brings together many of Kalmar's digital services into one place. With a single point of access and a user-friendly design you'll benefit from greater visibility and control over your maintenance activities, parts ordering and equipment performance - helping you improve your operational performance, safety and efficiency across your entire fleet.

Kalmar Insight

Optimise your operations with Insight.
Kalmar Insight* is a performance management tool for cargo handling, which gives you an easy to use overview of your fleet operations, by aggregating data from multiple sources, including equipment built by other manufacturers. Review your entire fleet activities, schedule maintenance activities and order the required parts

automatically. All enabling you to take action on real-time information, that will help improve your overall operations immediately. Kalmar Insight comes fitted and ready to be activated in all new Kalmar equipment, it can also be retrofitted into existing Kalmar equipment or those built by other manufacturers.



*Installation costs and/or an annual subscription fee may apply.



MyKalmar STORE

MyKalmar STORE is your one stop shop for all the parts you need which is accessible through MyKalmar. Open 24/7, accessible on any screen and available in different languages, MyKalmar STORE stocks 100s of thousands of Kalmar Genuine Parts at any given time and we can have them delivered quickly to you, no matter where you are in the world. You can search, order and then track your order all through the same application. MyKalmar STORE has been designed to make your life easier.

Kalmar Training

Enhance your skills.
To get the most out of your new machine our training centre offers a range of courses for both your technicians and operators. Operators can be taught how to drive the machine for optimum performance and minimum waste, and to learn what needs to be checked daily for optimal safety. Technicians can be educated with the knowledge they need to keep your new equipment in top condition in a safe way. Courses are a mix of theory and hands-on experience.



Build your own



Modularly built, with great flexibility, the Kalmar T2i will meet your demands and exceed your expectations.

Dimensions

Wheelbase	Overall Length	Trailer clearance		
		Boom up		Boom down
		430mm lift	1000mm lift	
2950	4850	1970	N/A	2080
3200	5105	2220	1870	2340

Tyre size	Down Height		Cab Height	Ground Clearance
	Rigid Axle	Air suspension W/lowering		
295/60R22.5	1102	1062	3191	123
280/75R22.5	1135	1095	3213	156
11R22.5	1156	1116	3250	177
310/80R22.5	1177	1137	3269	198
315/60R22.5	1135	1095	3213	198
300/80R22.5	1162	1122	3254	183

Axles

Front Axles	Capacity @ speed	Hub
Kalmar FA11	11250 KG @ 20 km/h	335mm
Meritor MFS20	9080 KG @ 25 km/h	335mm

Rear Axles	Ratio	Capacity @ speed
Kalmar RA38	12.20	38000 KG @ 20 km/h
Kalmar RA38	14.60	38000 KG @ 20 km/h
Meritor MOR32	16.92	32000 KG @ 25 km/h
Meritor MOR32	12.27	32000 KG @ 25 km/h
Rear axle differential lock		
Rear axle air suspension with lowering		

Drivetrains

Engine model	Rated kW @ rpm	Rated torque @ rpm
Cummins B6.7 Tier 5/EU stage 5	129 kW @ 2200 rpm	841 Nm @1500 rpm
	168 kW @ 2200 rpm	1186 Nm @1300 rpm
Cummins QSB6.7 Tier3 / EU Stage 3A	129 kW @ 2200 rpm	800 Nm @1500 rpm
	164 kW @ 2200 rpm	945 Nm @1500 rpm

Transmissions

Transmission
Allison 3000RDS
Allison 3500RDS

Load carrying devices

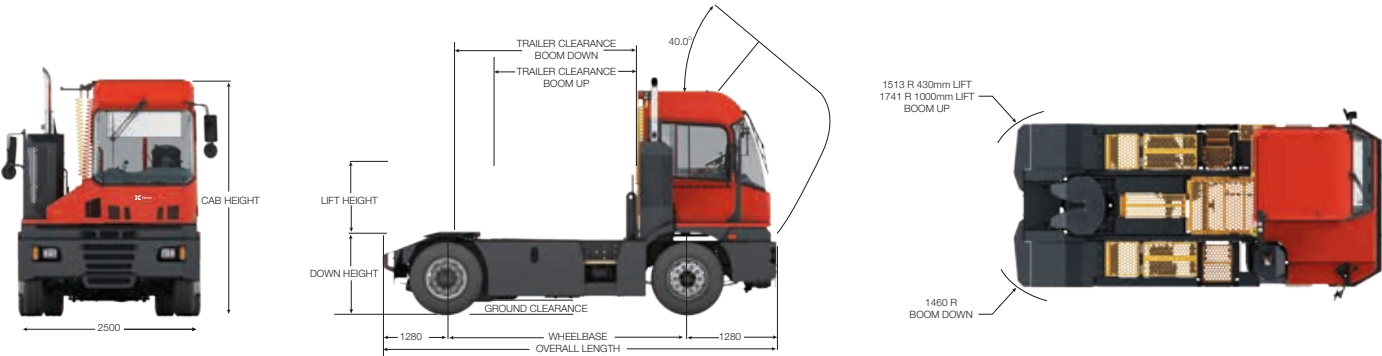
Product	Lift height	Capacity
Stationary 5th wheel		
Distribution pkg	430mm	20T
Port package	430mm	28T
Port package	430mm	32T
Port package	430mm	36T
Port package	813mm	32T
Port package	1000mm	32T

Fifth wheels

Product	Capacity
Holland FW 35-TT	36000 KG
Holland FW 3510-TR-EG	23000 KG

There are also many options for you to choose from:

- Idle shutdown
- Rear axle air suspension
- Radio + MP3/USB player with DAB+
- Adjustable steering column
- Extra working lights
- Double fuel tanks (total 380 liter)
- Electrical side-window
- Air-conditioning
- Clipboard with lights
- Central greasing system
- Extra airtanks (total 118 liters)
- Extra ABS, 7-pin and 15-pin connectors.





Kalmar

www.kalmarglobal.com

Published by Kalmar, Copyright © Kalmar Corporation 2024.
All rights reserved.

