

Kalmar DRG450-60S5
Lifting data
DRG450-60S5

Lifting capacity at load centre L4, rated – at max. lifting height (kg)	45000 - 45000
Lifting capacity at load centre L5, rated – at max. lifting height (kg)	27000 - 27000
Lifting speed, unloaded – at 70% of rated load (m/s)	0.33 - 0.2
Lowering speed, unloaded – at rated load (m/s)	0.46 - 0.33
Lowering speed, unloaded – at 70% of rated load (m/s)	0.46 - 0.49

Driving data

Travelling speed forward, unloaded – at rated load (km/h)	26 - 24
Travelling speed backward, unloaded – at rated load (km/h)	20 - 18
Gradeability at 2 km/h, unloaded – at rated load (%)	43 - 24
Gradeability max., unloaded – at rated load (%)	55 - 29
Drawbar pull, max. (kN)	330

Weight of trucks

Service weight (kg)	67400
Axle load front at load centre L4, unloaded – at rated load (kg)	34600 - 100600
Axle load front at load centre L5, unloaded – at rated load (kg)	39000 - 86900
Axle load front at driving position according to ISO22915-12, and rated load (kg)	88800
Axle load rear at load centre L4, unloaded – at rated load (kg)	32800 - 11800
Axle load rear at load centre L5, unloaded – at rated load (kg)	28400 - 7500
Axle load rear at driving position according to ISO22915-12, and rated load (kg)	23600

Engine

Manufacturer / model	Volvo / TAD-1151-VE
Fuel / type of engine	Diesel / 4 stroke
Emission stage / approval	EU Stage III / EPA Tier 3
Number of cylinders - engine volume (liter)	6 / 10.84
Power nominal / max, according to ISO-3046 – at revs (kW@rpm)	265 @ 1450-2000
Torque max, according to ISO-3046 – at revs (Nm@rpm)	1785 @ 1260
Alternator, type - power (W)	AC - 4200
Starting battery, voltage - capacity (V – Ah)	2x12 - 135-145
Fuel consumption, normal driving (l/h)	14 - 20

Transmission

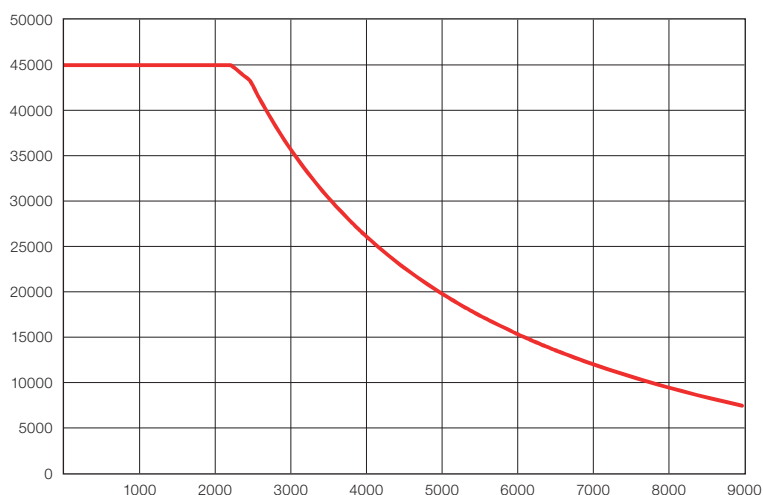
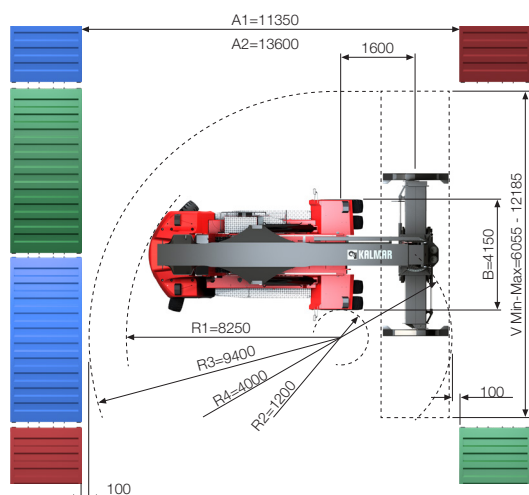
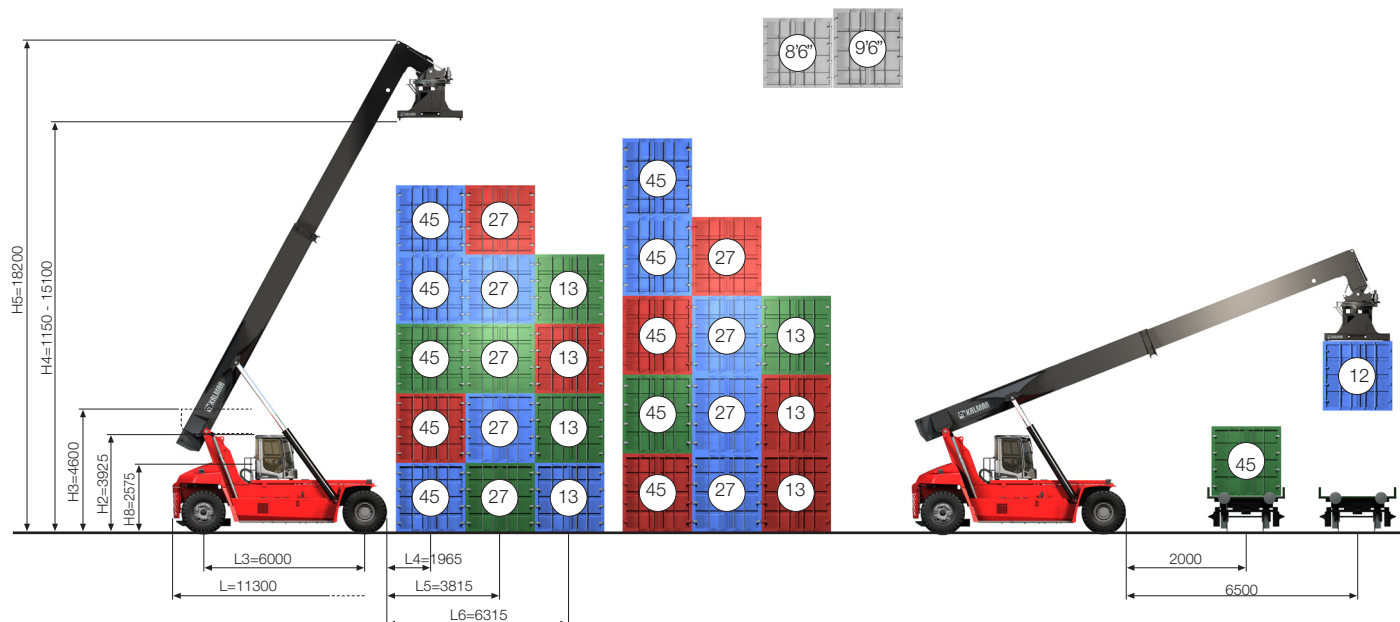
Manufacturer / model	Dana / TE-30510
Clutch, type	Torque converter
Gearbox, type	Hydrodynamic Automatic (Power-shift)
Number of gears, forward - reverse	5 - 3
Driving axle, manufacturer / type	Kessler D102 / Differential and hub reduction

Wheels

Tyre, type	Tubeless - Diagonal - E4
Dimensions, front – rear (inch)	18.00x25 – 18.00x25
Rim dimension, front – rear (inch)	13.00x25 / 2.5
Number of wheels, front – rear (*driven)	4* - 2
Pressure (MPa)	1.0

Miscellaneous

Steering system, type – maneuvering	Electro-hydraulic servo - Steering wheel with orbitrol
Service brake system, type – affected wheels	Wet disc brakes - Drive wheel
Parking brake system, type – affected wheels	Spring brake - Drive wheel
Noise level EN12053 with ECO modes - equivalent inside cabin LpAZ (dB(A))	69 - 71
Noise level EN12053 with ECO-modes - equivalent outside cabin LwAZ (dB(A))	105 - 108
Max. hydraulic pressure (MPa) boom / spreader	23.0
Fuel volume (l)	550
Hydraulic oil volume (l)	750 (600 + 150)
Overload protection	Electronic



Dimensions

DRG450-60S5

Boom angle (°)	α	0 - 60
Attachment rotation, CW – CCW (°)	β	195 - 105
Sideshift \pm (mm)	V1	± 800
Boom stroke / outreach (mm)		7000
Number of rotation motors and rotation brakes		2 + 2
Spreader lifting eyes, in boom nose		4
Spreader side tilt angle / tilt type		$\pm 5^\circ$ / MPS
Track (c-c), front – rear	S	3030 - 2600
Ground clearance, min. (mm)		250

The designs and materials specification are subject to alternation without prior notice.
Tolerances according to K-standard 95430.0008/0009.



Kalmar (Nasdaq Helsinki: KALMAR) is moving goods in critical supply chains around the world, with the vision to be the forerunner in sustainable material handling equipment and services. The company offers a wide range of industry shaping heavy material handling equipment and services to ports and terminals, distribution centres, manufacturing and heavy logistics. Headquartered in Helsinki, Finland, Kalmar operates globally in over 120 countries and employs approximately 5,000 people. In 2023, the company's sales on a carve-out basis totalled approximately EUR 2,0 billion.
www.kalmarglobal.com

Kalmar Solutions AB
Movägen 1
SE-341 32, Ljungby, Sweden
tel. +46 372 260 00
www.kalmarglobal.com